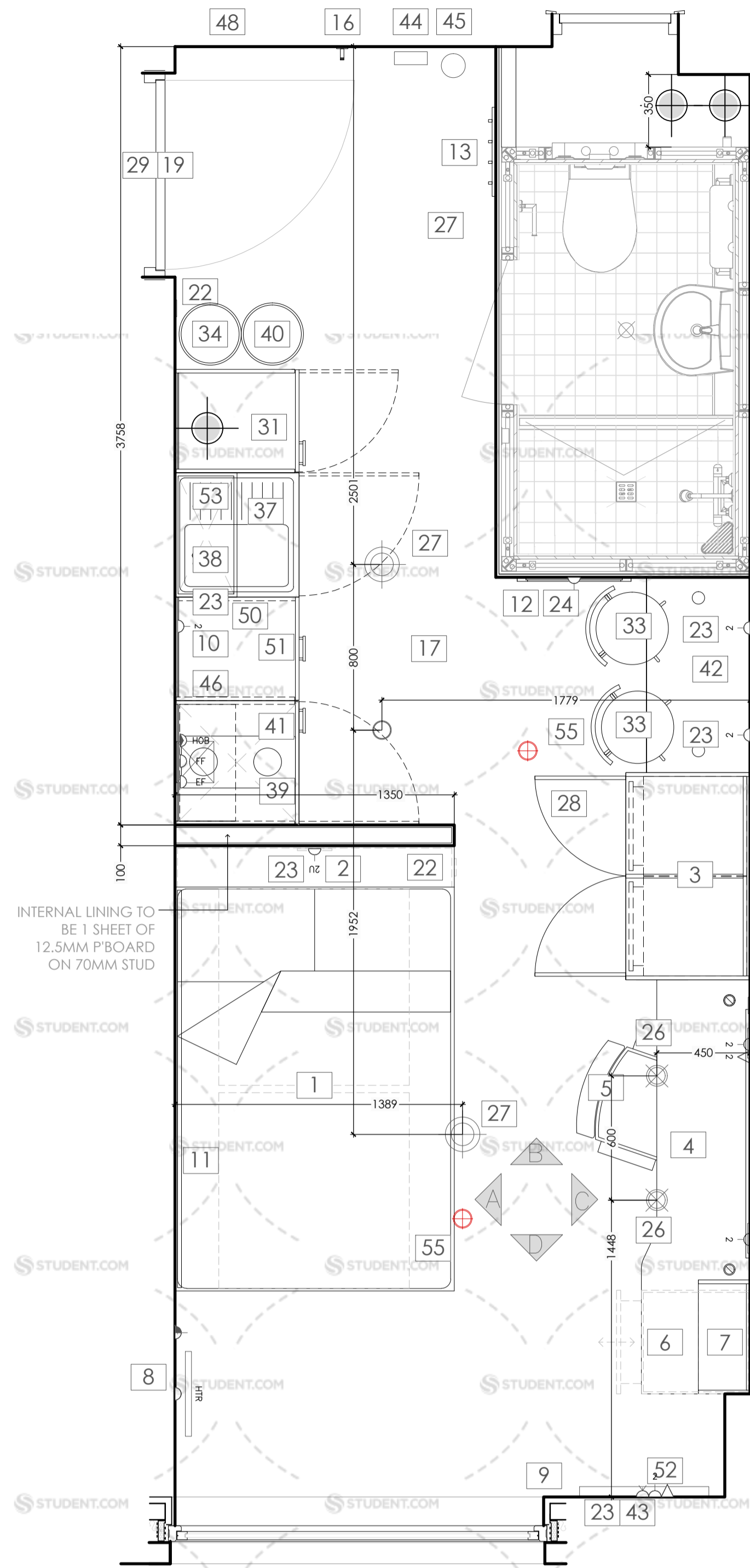


- 1 Double bed 1350mm (W) x 1950mm (L) including 2nr top and 2nr side hinged access panels
- 2 Bed head
- 3 Wardrobe - 1000 x 600mm
- 4 28mm desk - 1500 (W) x 600 (L)mm
- 5 Operators upholstered chair
- 6 Three drawer pedestal - 550x600mm
- 7 Book case - 550x1000x250mm wall mounted
- 8 Panel Heater - type and size tbc by M&E S/C
- 9 Curtains with blackout backing to suit window
- 10 TechElec Fuse Unit / Grid Switch
- 11 Side Protector to bed
- 12 1200 x 450mm Framed Mirror
- 13 4 No Coat Hooks mounted on wall plate
- 14 1450 x 1000mm Fabric Covered pinboard over desk
- 15 1950 x 1200mm Camira Lucia Fabric covered pinboard or qs dimensioned
- 16 Door stop
- 17 Vinyl flooring - Forbo Navilon Novawood
- 18 MDF Bull nosed skirting painted trade gloss white
- 19 Aluminium door threshold strip
- 20 Walls: Vinyl Matt. Colours to be agreed
- 21 Ceilings: Plastered and painted. Colour tbc
- 22 2 gang light switch
- 23 Double switched socket outlet
- 24 Single switched socket outlet
- 25 CAT 5E data outlet with RJ45 plate
- 26 Recessed LED downlighter independently switched
- 27 Ceiling light - Recessed with drop glass diffuser
- 28 Optical smoke and temperature detector with sounder
- 29 Door with fob access and signage
- 30 Wall unit - 500 x 800mm
- 31 Tall cupboard - 500 x 600mm
- 32 800w 20 l Combi Microwave on high level shelf above worktop
- 33 Bar Stool
- 34 50l General waste Bin
- 35 Coffee Table - 600 x 450 x 450mm OMITTED
- 36 Soft seating chair - OMITTED
- 37 Base Unit under sink 600x860mm high
- 38 Stainless steel drainer sink with single lever monoblock mixer tap
- 39 Fridge with icebox (137l fridge/85l freezer)
- 40 30l Recycling Bin
- 41 2 Ring Electric Stainless Steel Hob with extract fan and hood above built into housing, Hob Angel fitted
- 42 Breakfast bar
- 43 TV Outlet
- 44 1.2sqm fire blanket
- 45 2kg fire extinguisher
- 46 Hob Angel
- 47 Fused spur socket
- 48 Distribution Board
- 49 520mm high splashback panel to match worktop
- 50 40mm thick roll edge worktop
- 51 500mm wide 4 drawer base unit
- 52 26" TV mounted on adjustable wall bracket
- 53 600mm wide wall unit above sink
- 54 OMITTED
- 55 Indicative Sprinkler Head Location



STUDIO TYPE S-02

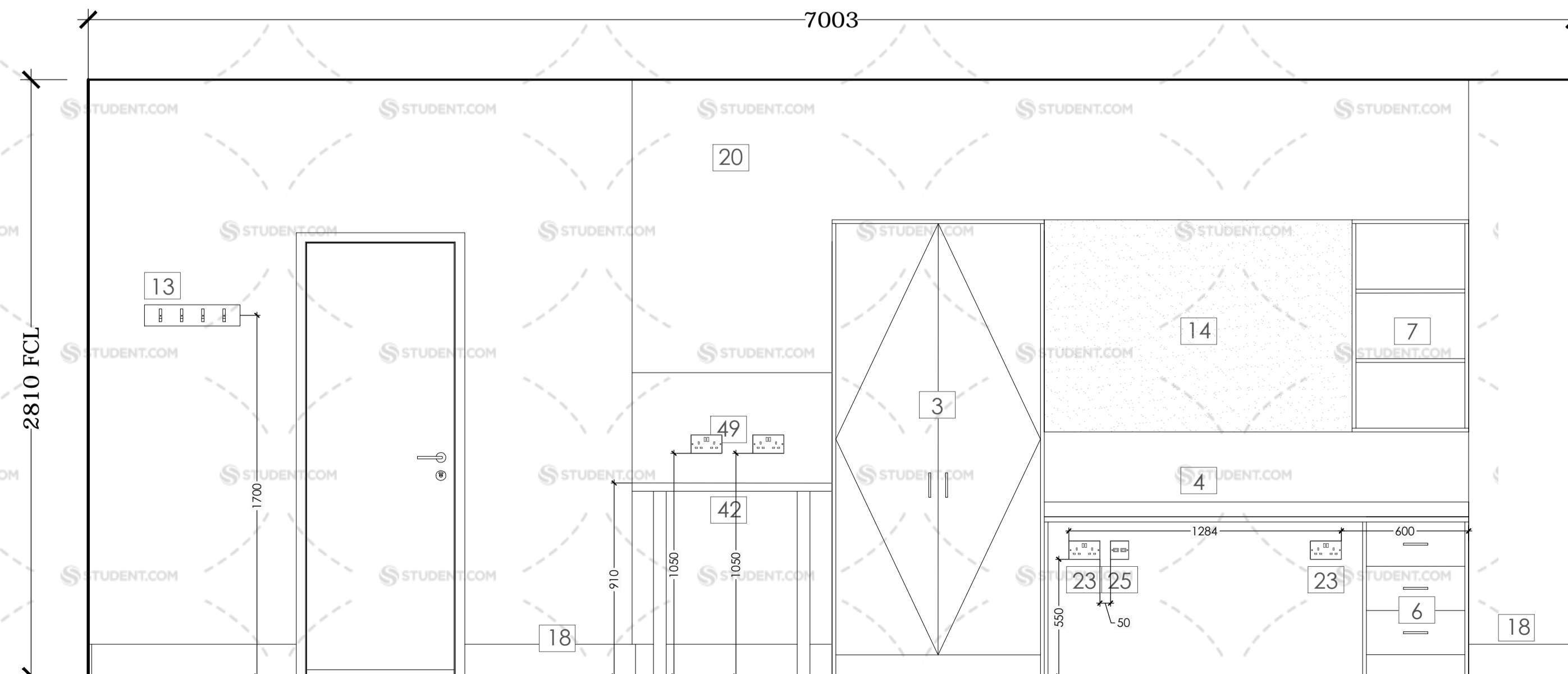
PLEASE REFER TO DRAWING SERIES 13598-42-01 to 03 for ROOM TYPE LOCATIONS

PLEASE NOTE:

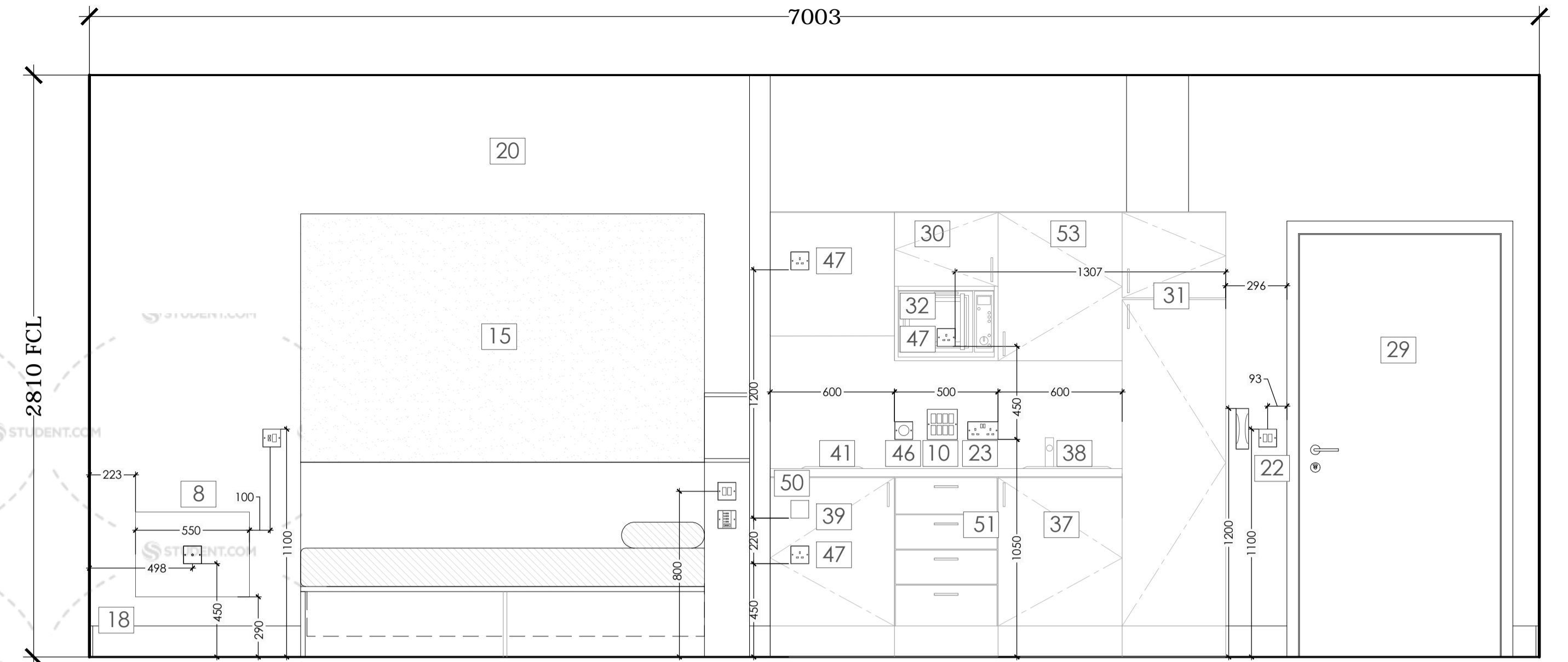
All M&E fittings and locations as per TechElec drawings.

Spot light positions shown as indicative only. Please refer to M+E specialist drawings for lighting setting out. Lighting levels to achieve: 100 lux - General Area 300 lux - Above Workstation PIR operation assumed for bathrooms

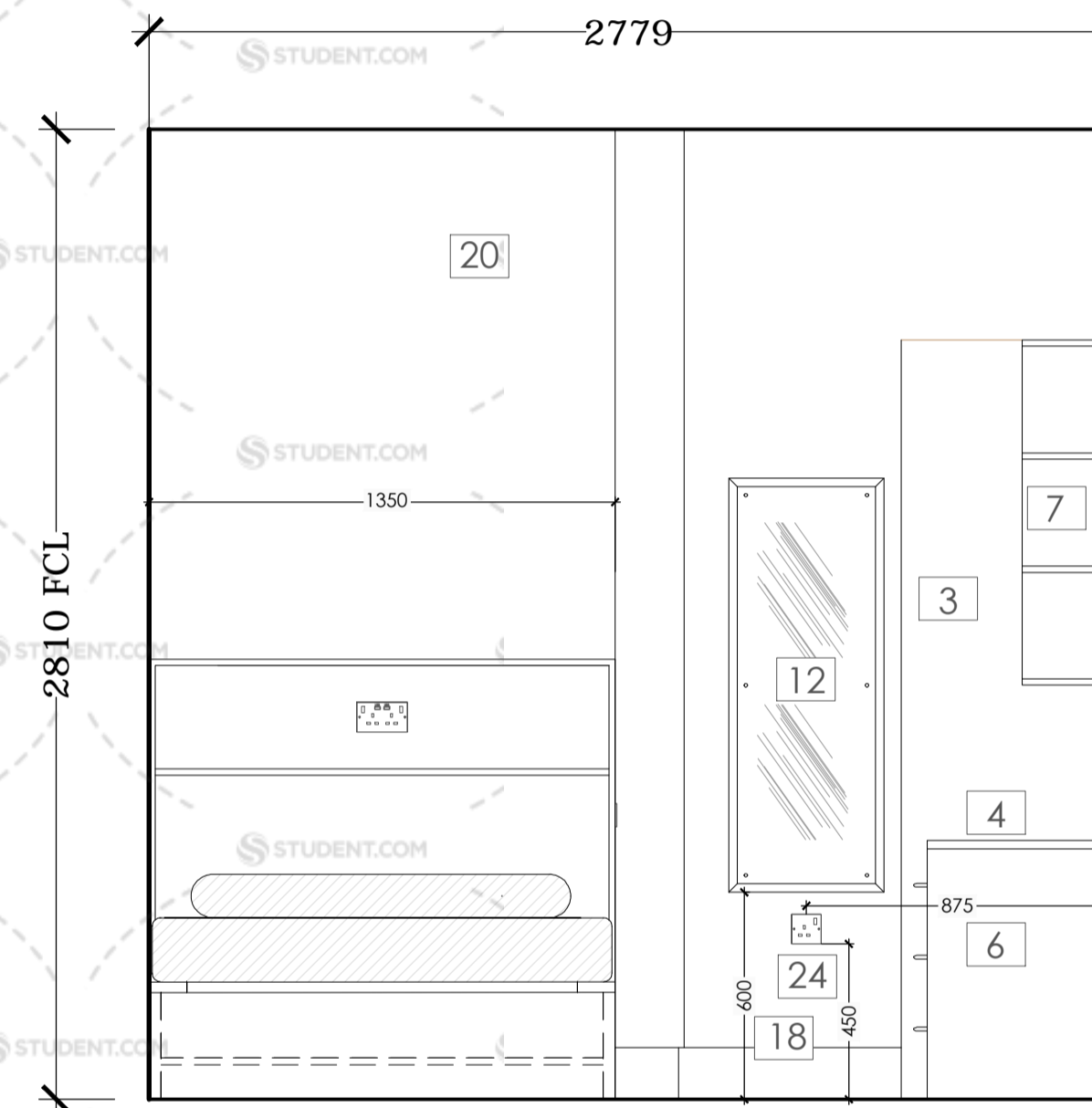
M+E to advise on sprinkler numbers required. Indicative position for 2 in each bedroom and 3 per LDK



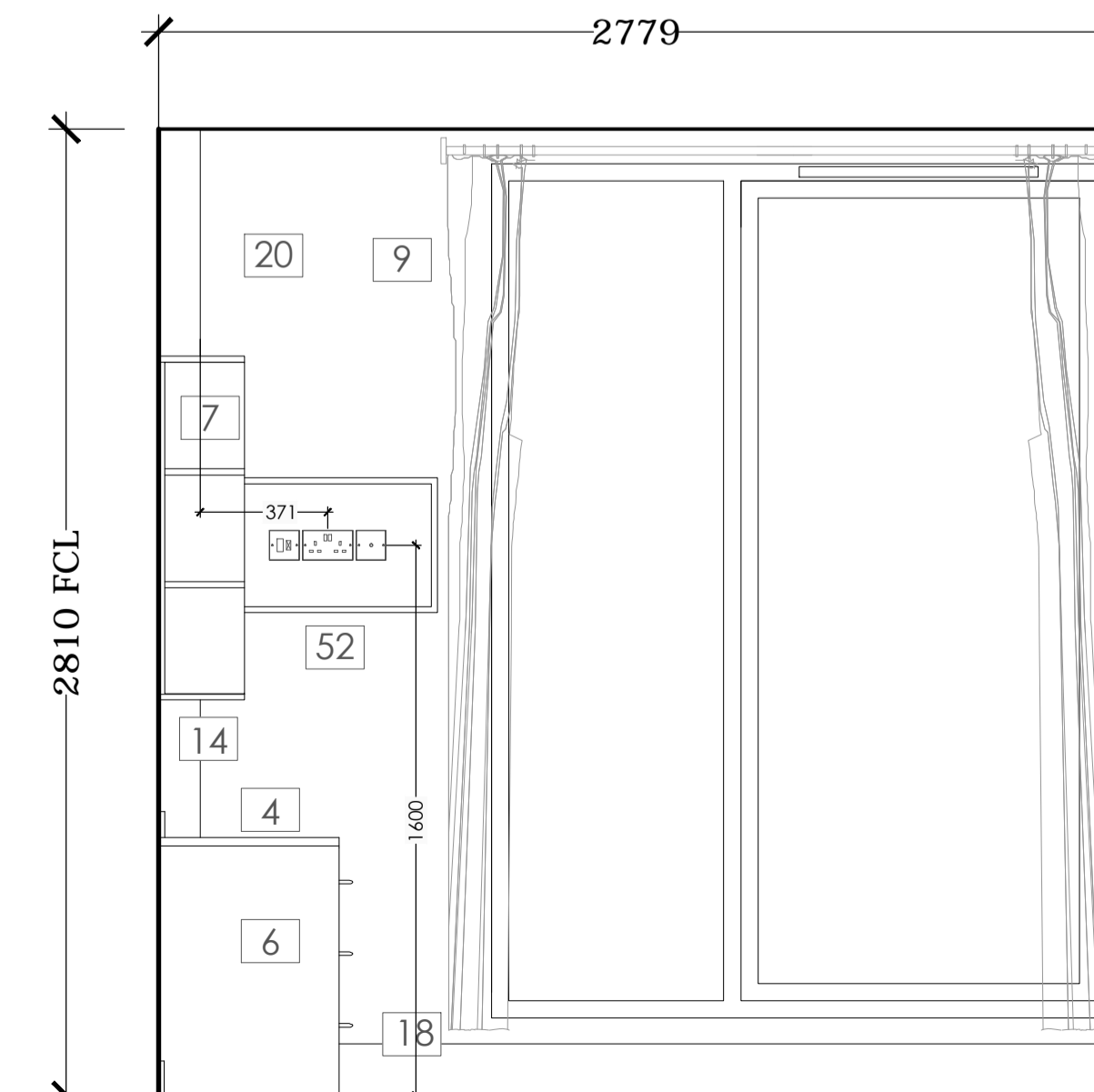
ELEVATION C



ELEVATION A



ELEVATION B



ELEVATION D

Rev	Date	By	Notes
D	13/10/14	SD	Drawing updated following KSHL review and comments
C	30/09/14	SD	Drawing updated with POD and partition setting out as requested by OC
B	12/09/14	SD	Drawing updated to show M&E setting out and Link furniture
A	12/02/14	SD	Drawing updated for Construction

CONSTRUCTION

General Notes:
 - This drawing is copyright, reserved and remains the property of Fletcher Joseph Architects.
 - All levels and dimensions are to be checked on site by the contractor prior to fabrication, and any discrepancies must be reported immediately to the Architect.
 - All dimensions are to be read off this drawing and NOT scaled.
 - All work to be executed in strict accordance with the by-laws and regulations of the local authorities.
 - All work to conform to applicable codes of the British Standards.
 - Where indicated/required, all drawings are to be read in conjunction with all other documents issued by Fletcher Joseph and/or other professions.



FLETCHER JOSEPH ASSOCIATES
 Architects

5 Millar Place • Edinburgh • EH10 5JU

T: 0131 4475000 E: admin@fletcherjoseph.com
 F: 0131 4469958 W: www.fletcherjoseph.com



Project
 STUDENT ACCOMMODATION
 FOUNTAINBRIDGE BLOCK J
 EDINBURGH

Title
 ROOM LAYOUTS + ELEVATIONS
 StudioType S-02

Date	Scale @ A1	Last Revision
04/09/13	1:20	31/10/14
Drawn by set	Checked By SD	Revised By D
Drawing No. 13598-71-02		Rev D